


	<h1 style="margin:0;">WHITE ANGLES</h1>	
REGION: PWANI	SCHOOL AVERAGE: 29.4	DISTRICT: MKURANGA
SUBJECT AND GRADE PERFORMANCE ANALYSIS		

SUBJECT RANKING			
ENGLISH	45.4	91%	1
CIVIC AND MORAL EDUCATION	40.0	80%	2
SOCIAL STUDIES	27.9	56%	3
KISWAHILI	26.6	53%	4
SCIENCE	21.4	43%	5
MATHEMATICS	14.9	30%	6

SUBJECT GRADE ANALYSIS					
SUBJECT/GRADE	A	B	C	D	F
MATHEMATICS	0	0	2	30	0
KISWAHILI	0	8	23	2	0
ENGLISH	32	1	1	0	0
SCIENCE	0	5	12	15	0
SOCIAL STUDIES	0	14	16	4	0
CIVIC AND MORAL	15	19	0	0	0

OVERALL GRADE ANALYSIS			
A	0	34	0%
B	14		17%
C	20		25%
D	0		0%
F	0		0%

CHART SUBJECT ANALYSIS						
40						
35						
30						
25						
20						
15						
10						
	MATH	KISW	ENG	SCIE	SST	CME

BOYS VS GIRLS PERFORMANCE				
	SAT		SAT	TOTAL
	18		16	34
29%		29%		

SEATED	34	100%
ABSENTEES	0	0%
PASSED	34	100%
FAILED	0	0%

NO	NAME	SEX	MATH		KISW		ENG		SCI		SST		CME		TOTAL	AVG	GRADE	POS
1	GERVAS GODIAN MTWANGAMBATE	M	19	D	27	C	46	A	37	B	31	B	43	A	203	33.8	B	1.5
2	NICODEMAS PHILIPO KIWALE	M	21	C	25	C	49	A	32	B	33	B	43	A	203	33.8	B	1.5
3	SELEMA SALMIN MPOYO	F	16	D	34	B	48	A	26	C	33	B	45	A	202	33.7	B	3
4	HANS KENETH NGALAWA	M	18	D	28	C	47	A	36	B	31	B	40	B	200	33.3	B	4
5	SAIDA SHABAN MAKUNGE	F	18	D	32	B	47	A	21	C	38	B	43	A	199	33.2	B	5
6	BYERADORCAS JOSEPH JINGU	F	13	D	29	C	48	A	31	B	34	B	43	A	198	33.0	B	6
7	ERNESTAMARIA ENOCK MWAMBELEKO	F	14	D	33	B	49	A	25	C	33	B	43	A	197	32.8	B	7
8	DAMIAN DOWSON MUSHI	M	17	D	33	B	49	A	28	C	27	C	40	B	194	32.3	B	8
9	MODESTA VAGASON MUHELELA	M	12	D	35	B	47	A	26	C	32	B	41	A	193	32.2	B	9
10	RAYA JAMAL NDEKYO	F	19	D	31	B	49	A	21	C	30	C	42	A	192	32.0	B	10
11	MAXMILIAN HERI HAULE	M	13	D	27	C	43	A	33	B	28	C	43	A	187	31.2	B	12
12	NURDIN ALLY MOHAMED	M	20	D	28	C	42	A	23	C	32	B	42	A	187	31.2	B	12
13	DORICE UPENDO SANJE	F	19	D	28	C	48	A	19	D	25	C	45	A	184	30.7	B	14
14	MARIAM RAJAB BADI	F	12	D	35	B	47	A	17	D	33	B	40	B	184	30.7	B	14
15	SADAM ZUBERI MAHINDA	M	21	C	29	C	47	A	20	D	22	C	41	A	180	30.0	C	15
16	EMMANUEL MSHIKILA JACOB NDAKI	M	15	D	28	C	46	A	22	C	26	C	41	A	178	29.7	C	17
17	GODBLESS JUNIOR ELIAS NANGAWE	M	16	D	23	C	48	A	25	C	28	C	38	B	178	29.7	C	17
18	BRIAN DOMINIC MESIAH	M	18	D	28	C	47	A	19	D	27	C	38	B	177	29.5	C	19
19	FARHAT KHAMIS NALIONA	F	9	E	31	B	46	A	18	D	29	C	44	A	177	29.5	C	19
20	JAMES JOHN ZAYUMBA	M	16	D	27	C	46	A	18	D	30	C	40	B	177	29.5	C	19
21	LAURA BONUS NGONYANI	F	15	D	25	C	45	A	16	D	35	B	40	B	176	29.3	C	22
22	NIDHA SHAZIL SAMRI	F	15	D	27	C	41	A	21	C	32	B	40	B	176	29.3	C	22
23	ELICIA JOHN NYINGO	F	15	D	27	C	44	A	16	D	28	C	43	A	173	28.8	C	23
24	FATUMA MOHAMED SALUMU	F	14	D	28	C	47	A	13	D	31	B	36	B	169	28.2	C	24
25	JOSHUA PATRICK KITEMI	M	14	D	24	C	44	A	18	D	27	C	39	B	166	27.7	C	26

NO	NAME	SEX	MATH		KISW		ENG		SCI		SST		CME		TOTAL	AVG	GRADE	POS
26	NGOLANGA ISSA USANJE	M	13	D	24	C	49	A	18	D	26	C	36	B	166	27.7	C	26
27	YASRI NASSORO MWINYIMVUA	M	12	D	21	C	48	A	22	C	25	C	36	B	164	27.3	C	27
28	ABUBAKAR DADI CHIVANGA	M	16	D	25	C	25	C	29	C	28	C	37	B	160	26.7	C	28
29	ANETH AWARD MWAIJENGO	F	12	D	26	C	47	A	16	D	17	D	37	B	155	25.8	C	29
30	NILMAN ABUBAKAR KALAMLAI	F	11	D	22	C	44	A	7	E	32	B	34	B	150	25.0	C	30
31	SUZANA ROBERT EDWARD	F	11	D	17	D	45	A	18	D	17	D	37	B	145	24.2	C	31
32	MICHAEL LUKAS MASANJA	M	8	E	16	D	43	A	17	D	14	D	37	B	135	22.5	C	32
33	FLAVIAN FANUEL LUGONZIBWA	M	12	D	10	E	35	B	17	D	25	C	35	B	134	22.3	C	33
34	CAROLINE CHRISTIAN MKOBA	F	11	D	21	C	46	A	4	E	11	D	37	B	130	21.7	C	34